


COLDROOM PANELS

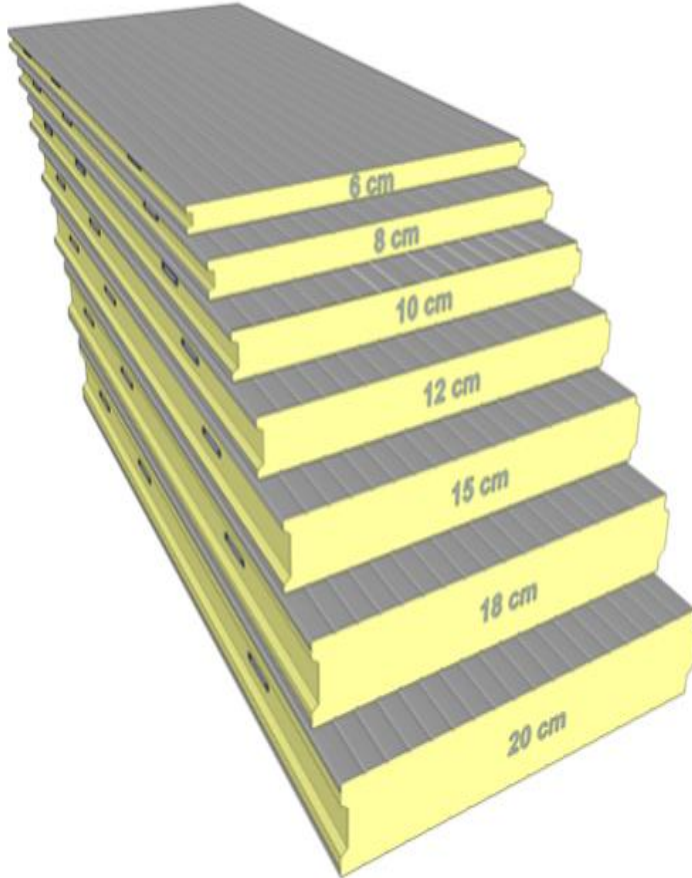
COLD ROOM PANEL CRITERIA

FLOOR PANELS :



- Our standard production is 10 mm thick Plywood on the upper surface and 40-42 kg/m³ (+/-2) density polyurethane injected interlocking panels between galvanized sheet metal on the lower surface.
- Corrugated floor panels are the same as wall/ceiling panels, 7 different thicknesses.
- Corrugated panels have a load bearing capacity of 2000 kg/m², and optionally, non-slip CrNi or 200 micron PVC coated sheet on plywood can be used on the surface.

COLD ROOM PANEL CRITERIA



WALL & CEILING PANELS :

- Our standard production is 40-42 kg/m³ (+/-2) density polyurethane injected interlocking panels between the upper surface of Polyester - Pvc - Crni stainless steel and galvanized sheet.
- Panel Thickness (mm) 50 – 60 – 80 – 100 – 120 – 150 – 180 – 200
- Panel Width (cm) 30 – 40 – 50 – 111
- Sheet Thickness : 0,50 mm
- Color : RAL 9002



COLDROOM DOORS



COLDROOM DOOR MODELS



HINGED DOORS :

- It is used in cold and frozen storage rooms. It is a very hygienic and stylish product as it is produced with a complete single piece of metal sheet. They are cold and frozen storage room doors that can be opened and closed quickly due to a slam lock.
- Produced in standard 90x190 cm. dimensions.
- It can also be produced in special designs, colors and various sizes suitable for projects.

COLDROOM DOOR MODELS



SLIDING DOORS :

- It is used in cold and frozen storage rooms. They are rail doors that can be opened at wide intervals to the right or left.
- Produced in standard 150 x 250 cm. dimensions.
- Thickness of door 80,100, 120 and 150 mm.
-
- It can also be produced in special designs, colors and various sizes suitable for projects.

COLDROOM DOOR MODELS

SINGLE or DOUBLE WINGS / FLIP-FLAP DOORS :

- They are single or double leaf doors that can be opened at wide intervals to the right or left. It is generally used in corridors or transitions between two rooms with a degree difference.
- It also acts as an air curtain.
- There is no specific standard size.
- It can also be produced in special designs, colors and various sizes suitable for projects.



COLDROOM DOOR MODELS



SEKSIYONEL TİPİ KAPILAR :

- It is generally used in the truck loading areas of the room, corridors or transitions between two rooms with a degree difference.
- Window or door can be added upon request.
- Models with or without inverter are available.
- There is no specific standard size.
- It can also be produced in special colors, designs and various sizes suitable for projects.

OUR FACTORY



Our Factory is located in 3rd. Organized Industrial Area at KONYA, we are performing our production in 6.000 m² closed and 2.000 m² open totally 8.000 m² factory area.

OUR FACTORY




OUR FACTORY



OUR FACTORY



OUR FACTORY



SALES, PROJECT HQ & SHOWROOM

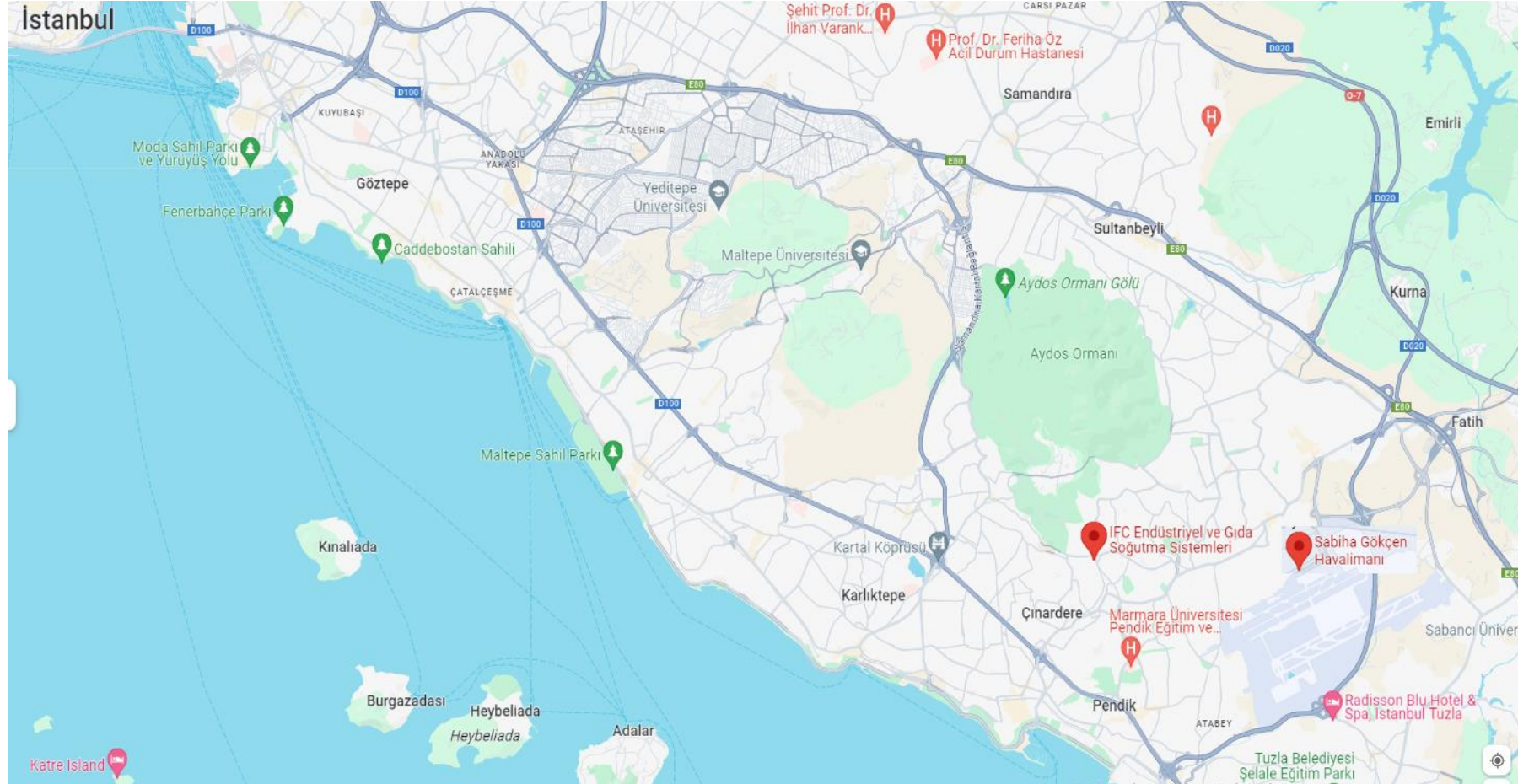


Totally 900 m² project design, warehouse, showroom, sales and marketing Head Quarter office in Velibaba-Pendik/ Istanbul is 3 kms from the E-5 Pendik Bridge and 10 kms from (SAW) Sabiha Gökçen Airport.

SALES, PROJECT HQ & SHOWROOM



HQ's LOCATION.. Nearby SAW Airport



YOU CAN BE REST

**EVERYTHING
UNDER CONTROL**