



NUTS PROCESSING MACHINES AND LINES

- ROASTING MACHINES
- SALTING MACHINES
- SKIN PEELING MACHINES
- SELECTING TABLES
- CHOPPING & SIEVING MACHINES
- FLOUR & SIEVING MACHINES
- PASTE & NUTS BUTTER MACHINES
- BALL MILL REFINER MACHINES

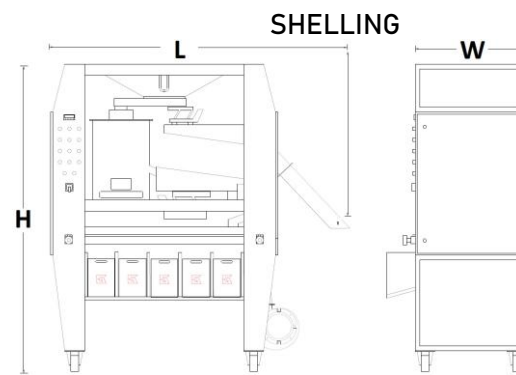
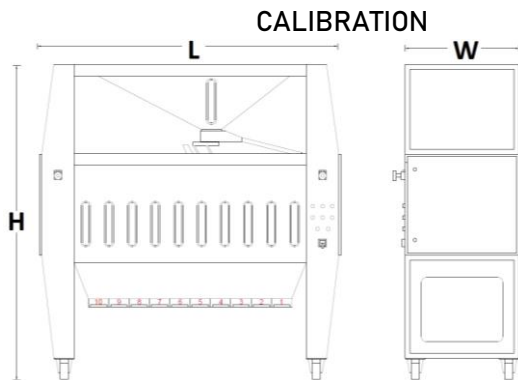


NUT-GR 250 / NUT-GR 500
HAZELNUT CALIBRATION
& SHELLING MACHINES

| PRODUCTS | CAPACITY (kg/h) | |
|------------------|-----------------|------------|
| | NUT-GR 250 | NUT-GR 500 |
| Shelled Hazelnut | 150-200 | 400-500 |

| ELECTRIC | |
|--------------------|------------------|
| NUT-GR 250 | NUT-GR 500 |
| 220-230V / 50 Hz | 220-230V / 50 Hz |
| (~ 0,55 kw + 2 kw) | (~ 2 kw + 5 kw) |

| DIMENSIONS NUT-GR 250 | SIZES (mm) | |
|--------------------------|-------------|----------|
| | CALIBRATION | SHELLING |
| Length (L) | 1.825 | 1.850 |
| Width (W) | 775 | 875 |
| Height (H) | 1.930 | 1.930 |



| DIMENSIONS NUT-GR 500 | SIZES (mm) | |
|--------------------------|-------------|----------|
| | CALIBRATION | SHELLING |
| Length (L) | 1.925 | 2.150 |
| Width (W) | 875 | 975 |
| Height (H) | 2.100 | 2.100 |





HEATING TYPE



ELECTRIC



NUT 250
ROASTING MACHINE

OPTIONEL PARTS

- PLC Touch Screen Control

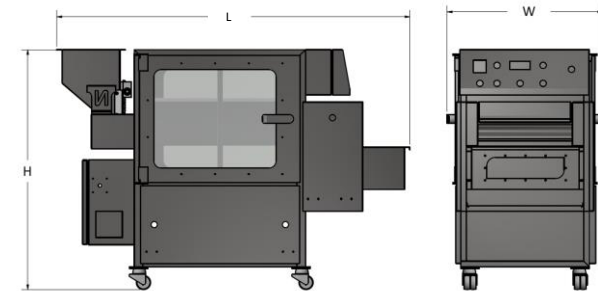
| PRODUCTS | CAPACITY (kg/h) |
|-------------------|-----------------|
| Hazelnut | 10 |
| Blanched Hazelnut | 12 |
| Peanut | 8 |
| In-Shell Peanut | 5 |
| Pistachio | 8 |
| Shelled Pistachio | 7 |
| Sunflower Seed | 6 |
| Pumpkin Seed | 6 |
| Almond | 10 |
| Cashew | 7 |

| ELECTRIC |
|--------------------------------------|
| 220-230V & 380-400V / 50 Hz ~ 5 kw/h |

| HEATING TYPE | CONSUMPTION |
|--------------|-------------|
| Electric | 5 kw/h |

| PACKAGING DIMENSIONS (L x W x H mm / Gross Weight) |
|-------------------------------------------------------|
| 1500 x 750 x 1085 / 180 Kg |

| DIMENSIONS | SIZES (mm) |
|------------|------------|
| Length (L) | 1.240 |
| Width (W) | 575 |
| Height (H) | 850 |



+90-532-450 10 38



+90-454-212 00 52



export@nutmaksan.com



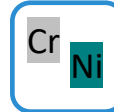
www.nutmaksan.com



HEATING TYPE



ELECTRIC



NUT 500
ROASTING MACHINE

OPTIONEL PARTS


- PLC Touch Screen Control

| PRODUCTS | CAPACITY (kg/h) |
|-------------------|-----------------|
| Hazelnut | 22 |
| Blanched Hazelnut | 28 |
| Peanut | 15 |
| In-Shell Peanut | 10 |
| Pistachio | 16 |
| Shelled Pistachio | 14 |
| Sunflower Seed | 13 |
| Pumpkin Seed | 13 |
| Almond | 17 |
| Cashew | 15 |

| ELECTRIC |
|--------------------------------------|
| 220-230V & 380-400V / 50 Hz ~ 9 kw/h |

| HEATING TYPE | CONSUMPTION |
|--------------|-------------|
| Electric | 9 kw/h |

| DIMENSIONS | SIZES (mm) |
|------------|------------|
| Length (L) | 1.790 |
| Width (W) | 680 |
| Height (H) | 1.150 |



+90-532-450 10 38



+90-454-212 00 52



export@nutmaksan.com




www.nutmaksan.com



HEATING TYPE

ELECTRIC



NUT 1000E ROASTING MACHINE (ELECTRIC)

OPTIONEL PARTS

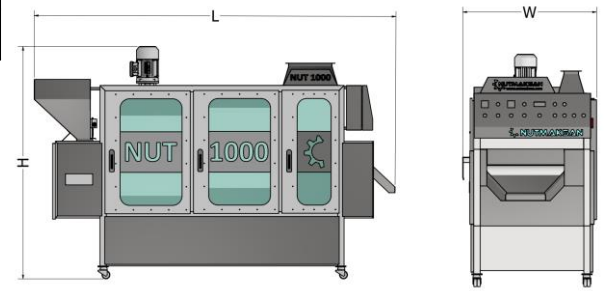
- PLC Touch Screen Control

| PRODUCTS | CAPACITY (kg/h) |
|-------------------|-----------------|
| Hazelnut | 50 |
| Blanched Hazelnut | 70 |
| Peanut | 40 |
| In-Shell Peanut | 20 |
| Pistachio | 40 |
| Shelled Pistachio | 35 |
| Sunflower Seed | 25 |
| Pumpkin Seed | 25 |
| Almond | 40 |
| Cashew | 30 |

| ELECTRIC |
|------------------------------|
| 380-400V / 50 Hz ~ 16,5 kw/h |

| HEATING TYPE | CONSUMPTION |
|--------------|-------------|
| Electric | 16,5 kw/h |


| DIMENSIONS | SIZES (mm) |
|------------|------------|
| Length (L) | 2.261 |
| Width (W) | 915 |
| Height (H) | 1.455 |




Rev:240507




HEATING TYPE




NATURAL
GAS



ELECTRIC



LPG



NUT 1000P ROASTING MACHINE (GAS)

OPTIONEL PARTS

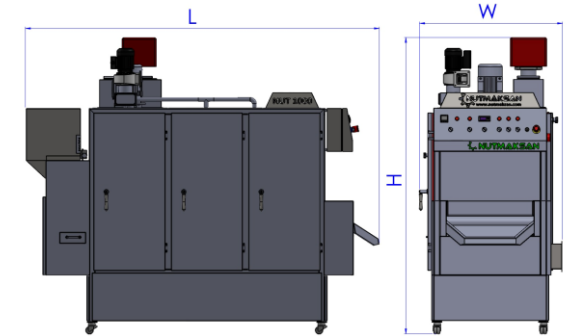
- PLC Touch Screen Control

| PRODUCTS | CAPACITY (kg/h) |
|-------------------|-----------------|
| Hazelnut | 50 |
| Blanched Hazelnut | 70 |
| Peanut | 40 |
| In-Shell Peanut | 20 |
| Pistachio | 40 |
| Shelled Pistachio | 35 |
| Sunflower Seed | 25 |
| Pumpkin Seed | 25 |
| Almond | 40 |
| Cashew | 30 |

| ELECTRIC |
|-----------------------------|
| 380-400V / 50 Hz ~ 2,2 kw/h |

| HEATING TYPE | CONSUMPTION | | BURNER |
|-------------------------------|-------------|------|--------|
| | MIN | MAX | |
| Natural Gas m ³ /h | 1,13 | 3,03 | 1 pc |
| LPG kg/h | 1,01 | 2,69 | |


| DIMENSIONS | SIZES (mm) |
|------------|------------|
| Length (L) | 2.290 |
| Width (W) | 925 |
| Height (H) | 2.030 |





Rev:240507




HEATING TYPE

 NATURAL GAS

 ELECTRIC

 LPG



NUT 2500P/NUT 2500E ROASTING MACHINE

OPTIONEL PARTS

- PLC Touch Screen Control
- Belt Washer Cleaner
- Belt Brush Cleaner
- Plate Belt

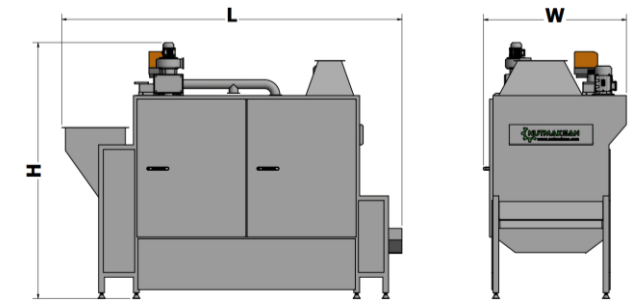
*NUT 2500P : For gas heating
NUT 2500 E: For electric heating*

| PRODUCTS | CAPACITY (kg/h) |
|-------------------|-----------------|
| Hazelnut | 100 |
| Blanched Hazelnut | 130 |
| Peanut | 80 |
| In-Shell Peanut | 30 |
| Pistachio | 70 |
| Shelled Pistachio | 65 |
| Sunflower Seed | 35 |
| Pumpkin Seed | 35 |
| Almond | 90 |
| Cashew | 75 |

| ELECTRIC | |
|---------------------------|-------------------------------|
| NUT 2500 P | NUT 2500 E |
| 380-400V / 50Hz ~ 2 kw/h | 380-400V / 50Hz ~ 38 kw/h |
| <i>(For Gas Heating)</i> | <i>(For Electric Heating)</i> |

| HEATING TYPE | CONSUMPTION | | BURNER |
|------------------|-------------|-----|--------|
| | MIN | MAX | |
| Natural Gas m³/h | 1,4 | 4,2 | 1 pc |
| LPG kg/h | 1,2 | 3,8 | |
| Electric kw/h | 9,3 | 35 | |

| DIMENSIONS | SIZES (mm) | |
|------------|------------|------------|
| | NUT 2500 P | NUT 2500 E |
| Length (L) | 3320 | 2.932 |
| Width (W) | 1500 | 1.232 |
| Height (H) | 2300 | 2.206 |



Rev:240503



+90-532-450 10 38



+90-454-212 00 52



export@nutmaksan.com



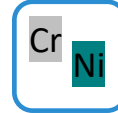
www.nutmaksan.com



HEATING TYPE

NATURAL GAS

LPG



NUT 3000P ROASTING MACHINE

OPTIONEL PARTS

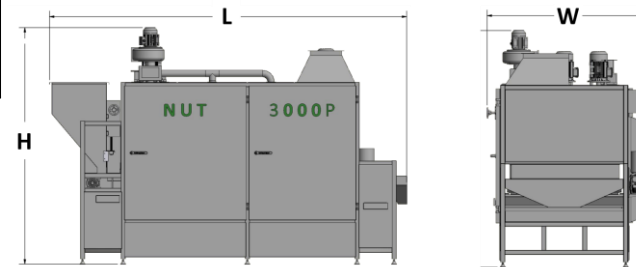
- PLC Touch Screen Control
- Belt Washer Cleaner
- Belt Brush Cleaner
- Plate Belt

| PRODUCTS | CAPACITY (kg/h) |
|-------------------|-----------------|
| Hazelnut | 300 |
| Blanched Hazelnut | 350 |
| Peanut | 250 |
| In-Shell Peanut | 100 |
| Pistachio | 250 |
| Shelled Pistachio | 200 |
| Sunflower Seed | 175 |
| Pumpkin Seed | 175 |
| Almond | 220 |
| Cashew | 200 |

| ELECTRIC |
|--------------------------|
| 380-400V/ 50Hz ~7,5 kw/h |

| HEATING TYPE | CONSUMPTION | | BURNER |
|------------------|-------------|------|--------|
| | MIN | MAX | |
| Natural Gas m³/h | 2,37 | 4,75 | 1 pc |
| LPG kg/h | 2,10 | 4,20 | |

| DIMENSIONS | SIZES (mm) |
|------------|------------|
| Length (L) | 3.725 |
| Width (W) | 1.711 |
| Height (H) | 2.310 |



Rev:240313



+90-532-450 10 38



+90-454-212 00 52




export@nutmaksan.com




www.nutmaksan.com




HEATING TYPE



NATURAL GAS



LPG



NUT 5000P ROASTING MACHINE

OPTIONEL PARTS

- PLC Touch Screen Control
- Belt Washer Cleaner
- Belt Brush Cleaner
- Plate Belt

| PRODUCTS | CAPACITY (kg/h) |
|-------------------|-----------------|
| Hazelnut | 600 |
| Blanched Hazelnut | 750 |
| Peanut | 400 |
| In-Shell Peanut | 150 |
| Pistachio | 350 |
| Shelled Pistachio | 330 |
| Sunflower Seed | 300 |
| Pumpkin Seed | 300 |
| Almond | 350 |
| Cashew | 350 |

| ELECTRIC |
|---------------------------|
| 380-400V/ 50Hz ~12,5 kw/h |


| HEATING TYPE | CONSUMPTION | | BURNER |
|-------------------------------|-------------|------|--------|
| | MIN | MAX | |
| Natural Gas m ³ /h | 2,37 | 7,11 | 1 pc |
| LPG kg/h | 2,10 | 6,30 | |

| DIMENSIONS | SIZES (mm) |
|------------|------------|
| Length (L) | 5.720 |
| Width (W) | 2.180 |
| Height (H) | 2.715 |






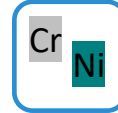
HEATING TYPE



NATURAL GAS



LPG



NUT 7000P ROASTING MACHINE

OPTIONEL PARTS

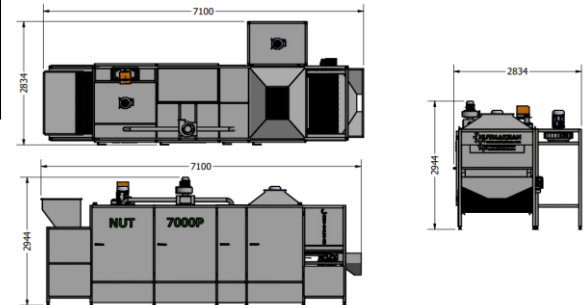
- PLC Touch Screen Control
- Belt Washer Cleaner
- Belt Brush Cleaner
- Plate Belt

| PRODUCTS | CAPACITY (kg/h) |
|-------------------|-----------------|
| Hazelnut | 700-900 |
| Blanched Hazelnut | 850-950 |
| Peanut | 500-700 |
| In-Shell Peanut | 250-350 |
| Pistachio | 400-500 |
| Shelled Pistachio | 400-500 |
| Sunflower Seed | 350-450 |
| Pumpkin Seed | 350-450 |
| Almond | 500-600 |
| Cashew | 400-500 |

| ELECTRIC |
|---------------------------|
| 380-400V/ 50Hz ~12,5 kw/h |

| HEATING TYPE | CONSUMPTION | | BURNER |
|-------------------------------|-------------|------|--------|
| | MIN | MAX | |
| Natural Gas m ³ /h | 2,37 | 9,48 | 1 pc |
| LPG kg/h | 2,10 | 8,41 | |

| DIMENSIONS | SIZES (mm) |
|------------|------------|
| Length (L) | 7.164 |
| Width (W) | 2.944 |
| Height (H) | 2.834 |



* Average capacities.

Rev:240217



+90-532-450 10 38



+90-454-212 00 52

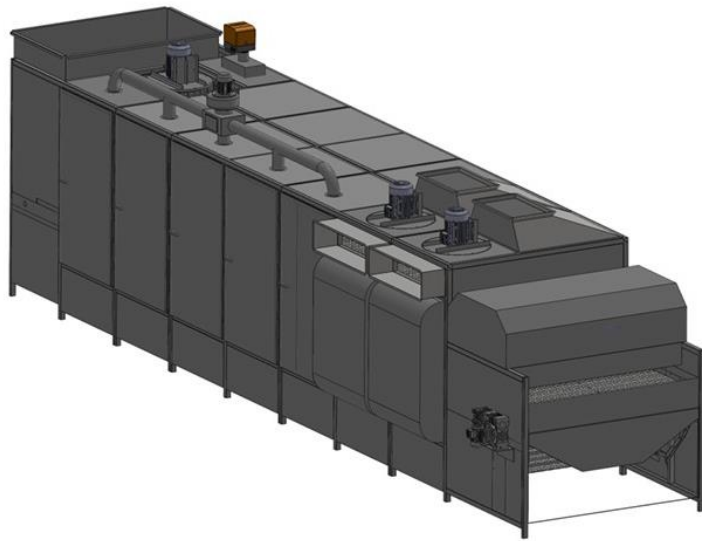


export@nutmaksan.com





www.nutmaksan.com

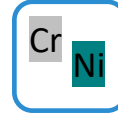
10



HEATING TYPE


NATURAL GAS


LPG



NUT 1000P ROASTING MACHINE

OPTIONEL PARTS

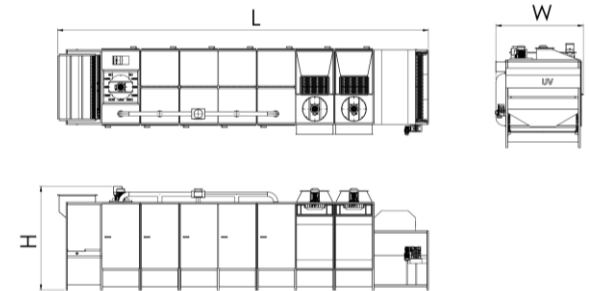
- PLC Touch Screen Control
- Belt Washer Cleaner
- Belt Brush Cleaner
- Plate Belt

| PRODUCTS | CAPACITY (kg/h) |
|-------------------|-----------------|
| Hazelnut | 2.000 |
| Blanched Hazelnut | 2.200 |
| Peanut | 1.900 |
| In-Shell Peanut | 850 |
| Pistachio | 900 |
| Shelled Pistachio | 950 |
| Sunflower Seed | 900 |
| Pumpkin Seed | 900 |
| Almond | 1.000 |
| Cashew | 900 |

| ELECTRIC |
|---------------------------|
| 380-400V/ 50Hz ~18,5 kw/h |

| HEATING TYPE | CONSUMPTION | | BURNER |
|------------------|-------------|------|--------|
| | MIN | MAX | |
| Natural Gas m³/h | 7.9 | 28.5 | 1 pc |
| LPG kg/h | 7.6 | 22.6 | |

| DIMENSIONS | SIZES (mm) |
|------------|------------|
| Length (L) | 10.500 |
| Width (W) | 2.645 |
| Height (H) | 3.100 |



* Average capacities.

Rev:240306



+90-532-450 10 38



+90-454-212 00 52

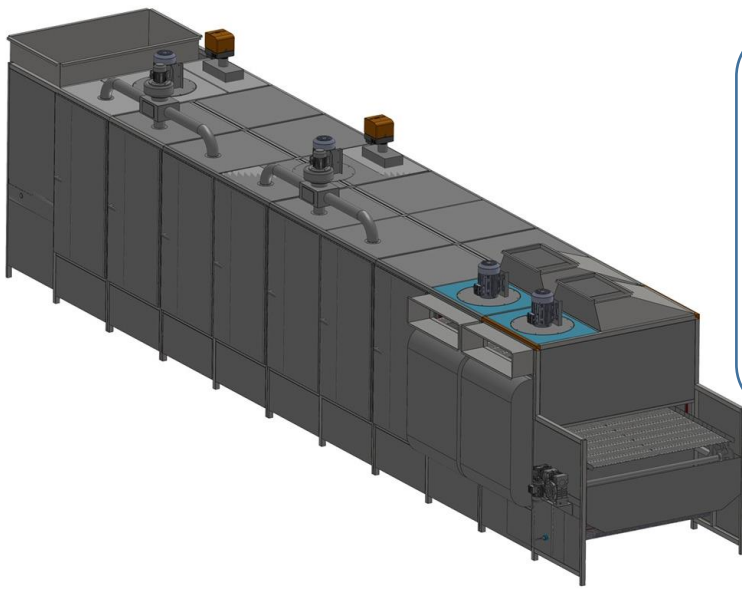


export@nutmaksan.com




www.nutmaksan.com


11




HEATING TYPE



NATURAL GAS



LPG



NUT 14000P ROASTING MACHINE

OPTIONEL PARTS

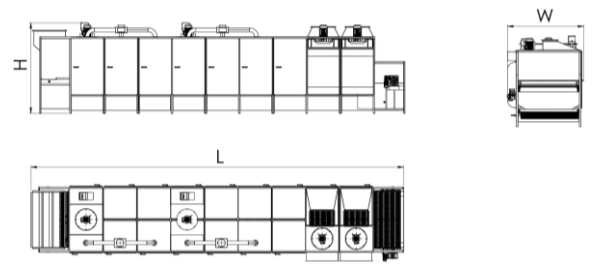
- PLC Touch Screen Control
- Belt Washer Cleaner
- Belt Brush Cleaner
- Plate Belt

| PRODUCTS | CAPACITY (kg/h) |
|-------------------|-----------------|
| Hazelnut | 3.050 |
| Blanched Hazelnut | 3.150 |
| Peanut | 2.950 |
| In-Shell Peanut | 1.400 |
| Pistachio | 1.300 |
| Shelled Pistachio | 1.400 |
| Sunflower Seed | 1.500 |
| Pumpkin Seed | 1.400 |
| Almond | 1.500 |
| Cashew | 1.450 |

| ELECTRIC |
|-------------------------|
| 380-400V/ 50Hz ~25 kw/h |

| HEATING TYPE | CONSUMPTION | | BURNER |
|------------------|-------------|-----|--------|
| | MIN | MAX | |
| Natural Gas m³/h | 15.8 | 57 | 2 pcs |
| LPG kg/h | 15.2 | 45 | |

| DIMENSIONS | SIZES (mm) |
|------------|------------|
| Length (L) | 14.000 |
| Width (W) | 2.650 |
| Height (H) | 3.100 |



* Average capacities.

Rev:240306



+90-532-450 10 38



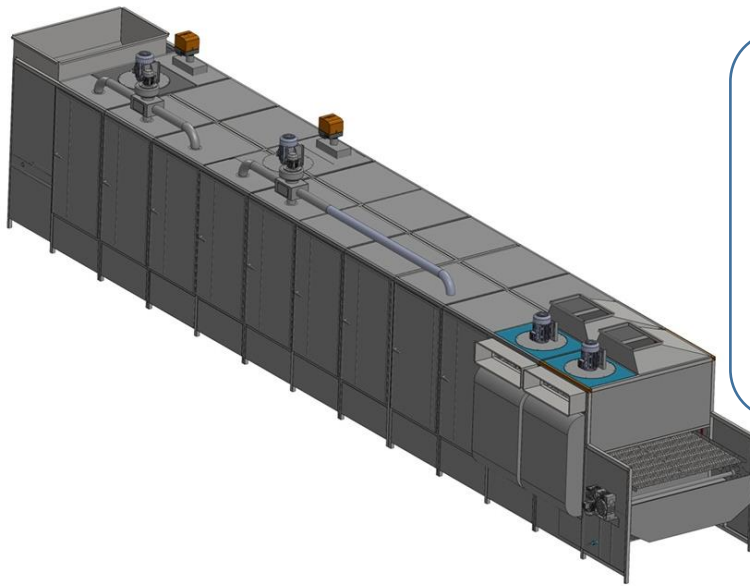
+90-454-212 00 52




export@nutmaksan.com





www.nutmaksan.com



HEATING TYPE

 NATURAL GAS

 LPG



NUT 1600P ROASTING MACHINE

OPTIONEL PARTS

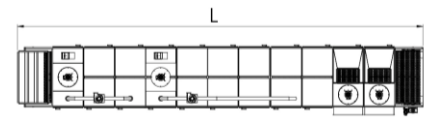
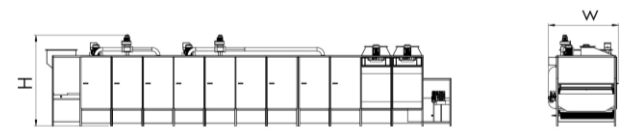
- PLC Touch Screen Control
- Belt Washer Cleaner
- Belt Brush Cleaner
- Plate Belt

| PRODUCTS | CAPACITY (kg/h) |
|-------------------|-----------------|
| Hazelnut | 4.200 |
| Blanched Hazelnut | 4.400 |
| Peanut | 3.800 |
| In-Shell Peanut | 1.900 |
| Pistachio | 2.000 |
| Shelled Pistachio | 2.100 |
| Sunflower Seed | 2.000 |
| Pumpkin Seed | 1.900 |
| Almond | 2.050 |
| Cashew | 1.900 |

| ELECTRIC |
|-------------------------|
| 380-400V/ 50Hz ~28 kw/h |

| HEATING TYPE | CONSUMPTION | | BURNER |
|------------------|-------------|------|--------|
| | MIN | MAX | |
| Natural Gas m³/h | 15.8 | 57 | 2 pcs |
| LPG kg/h | 15.2 | 45.1 | |

| DIMENSIONS | SIZES (mm) |
|------------|------------|
| Length (L) | 16.000 |
| Width (W) | 3.145 |
| Height (H) | 3.100 |



* Average capacities.

Rev:240306



+90-532-450 10 38



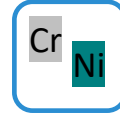
+90-454-212 00 52



export@nutmaksan.com



www.nutmaksan.com

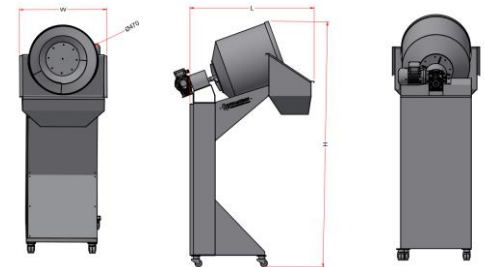


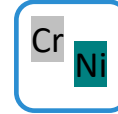
NUT SM-500 MANUEL SALTING MACHINE

| PRODUCTS | CAPACITY (kg/batch) |
|-----------------------|---------------------|
| Blanched Split Peanut | 5 |
| Skin Peanut Kernel | 5 |
| Shell Peanut | 4 |
| Pistachio Kernel | 5 |
| Shell Pistachio | 5 |
| Sunflower Seed | 4 |
| Pumpkin Seed | 4 |
| Almond | 5 |
| Cashew | 5 |

| ELECTRIC |
|----------------------------|
| 380-400V/ 50Hz ~ 0,18 kw/h |

| DIMENSIONS | SIZES (mm) |
|-------------|------------|
| Length (L) | 1.010 |
| Width (W) | 620 |
| Height (H) | 1.700 |
| Diameter(Ø) | 477 |



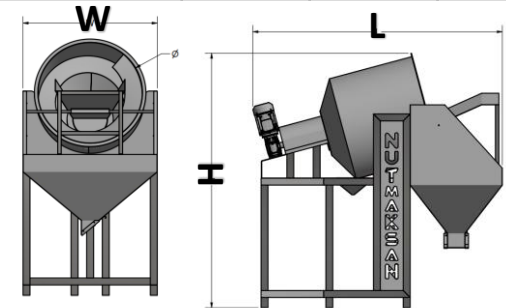


NUT-SM700/900/1200 MANUEL SALTING MACHINE

| PRODUCTS | CAPACITY (kg/batch) | | |
|-----------------------|---------------------|--------|---------|
| | SM 700 | SM 900 | SM 1200 |
| Blanched Split Peanut | 10 | 20 | 35 |
| Skin Peanut Kernel | 10 | 20 | 35 |
| Shell Peanut | 9 | 18 | 32 |
| Pistachio Kernel | 10 | 20 | 35 |
| Shell Pistachio | 10 | 20 | 35 |
| Sunflower Seed | 9 | 20 | 35 |
| Pumpkin Seed | 9 | 20 | 35 |
| Almond | 10 | 20 | 35 |
| Cashew | 9 | 18 | 32 |

| ELECTRIC | | |
|----------------|--------|---------|
| SM 700 | SM 900 | SM 1200 |
| 380-400 V/50Hz | | |
| 1,1 kw | 1,1 kw | 1,5 kw |

| DIMENSIONS | SIZES (mm) | | |
|-------------|------------|--------|---------|
| | SM 700 | SM 900 | SM 1200 |
| Length (L) | 1.768 | 2.020 | 2.620 |
| Width (W) | 980 | 1.180 | 1.402 |
| Height (H) | 1.872 | 2.042 | 2.318 |
| Diameter(Ø) | 707 | 904 | 1.196 |



+90-532-450 10 38



+90-454-212 00 52



export@nutmaksan.com



www.nutmaksan.com



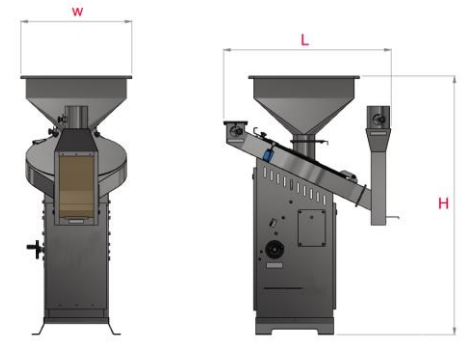
NUT-SPB 200/400/800
SKIN PEELING &
DUST EXTRACTION
MACHINES (By brushing)

| PRODUCTS | CAPACITY (kg/h) | | |
|----------|-----------------|---------|---------|
| | SPB 200 | SPB 400 | SPB 800 |
| Hazelnut | 200 | 400 | 800 |
| Peanut | 150 | 300 | 600 |

| ELECTRIC | | |
|-------------------|-----------|-----------|
| SPB 200 | SPB 400 | SPB 800 |
| 220 - 380V / 50Hz | | |
| 1,65 kw/h* | 2,6 kw/h* | 3,7 kw/h* |

* Peeling+Dust Extraction

| DIMENSIONS | SIZES (mm) | | |
|------------|------------|---------|---------|
| | SPB 200 | SPB 400 | SPB 800 |
| Length (L) | 900 | 920 | 1.250 |
| Width (W) | 500 | 610 | 830 |
| Height (H) | 1.180 | 1.400 | 1.500 |



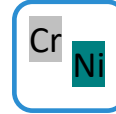
SKIN PEELING



DUST EXTRACTION

OPTIONEL PARTS

- Air Compressor



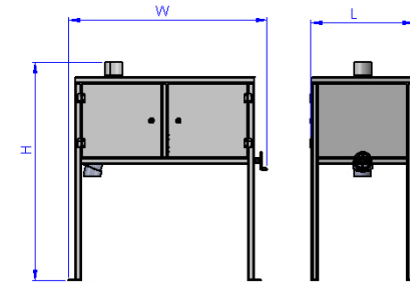
NUT-SPA 800/1600
SKIN PEELING &
DUST EXTRACTION
MACHINES (By air)

| PRODUCTS | CAPACITY (kg/h) | |
|----------|-----------------|-------------|
| | SPA 800 | SPA 1600 |
| Hazelnut | 800- 1000 | 1600 - 2000 |
| Peanut | 800 - 1000 | 1600 – 2000 |

| ELECTRIC | |
|-------------------|----------|
| SPA 800 | SPA 1600 |
| 220 - 380V / 50Hz | |

* Peeling+Dust Extraction

| DIMENSIONS | SIZES (mm) | |
|------------|------------|----------|
| | SPA 800 | SPA 1600 |
| Length (L) | 620 | 1.000 |
| Width (W) | 1.200 | 1.100 |
| Height (H) | 1.310 | 990 |



+90-532-450 10 38




+90-454-212 00 52



export@nutmaksan.com



www.nutmaksan.com



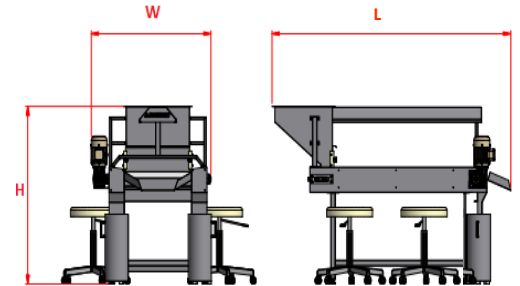
NUT-TS 2000/3000
NUT-TS 5000/6000
SELECTING TABLE

| PROPERTIES |
|--------------------------------|
| AISI 304 Stainless Steel |
| Speed Control Unit |
| Suitable for Food Contact Belt |
| Ceiling Light |
| Defective Product Separator |
| Adjustable Chairs |

| ELECTRIC |
|---------------------------------------------|
| 220-230V / 380-400V / 50Hz ~ 0,25 - 0,75 Kw |



| DIMENSIONS | SIZES (mm) |
|------------|-------------------------------|
| Length (L) | 2.000 / 3.000 / 5.000 / 6.000 |
| Width (W) | 1.000 |
| Height (H) | 1.300 |



+90-532-450 10 38



+90-454-212 00 52



export@nutmaksan.com



www.nutmaksan.com

Z Elevator



Product

Feeding Bunker

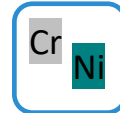


Chopping Machine

Chopping Sieving

Over sizes

First sieving accepted sizes

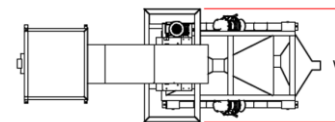
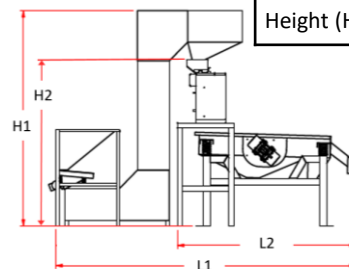


NUT-CK200&NUT-SC150 CHOPPING & SIEVING MACHINES

| PRODUCTS | CAPACITY (kg/h) |
|-----------|-----------------|
| Hazelnut | 250-350 |
| Peanut | 250-350 |
| Pistachio | 250-350 |
| Almond | 250-350 |
| Cashew | 250-350 |

| ELECTRIC | |
|------------------|-------------|
| CHOPPING+SIEVING | FULL LINE |
| 380-400V / 50Hz | |
| ~ 1,64 kw/h | ~ 2,42 kw/h |

| DIMENSIONS | SIZES (mm) | |
|------------|------------------|-----------|
| | CHOPPING+SIEVING | FULL LINE |
| Length (L) | 2.000 | 3.400 |
| Width (W) | 1.300 | 1.300 |
| Height (H) | 1.910 | 2.500 |



+90-532-450 10 38




+90-454-212 00 52



export@nutmaksan.com



www.nutmaksan.com

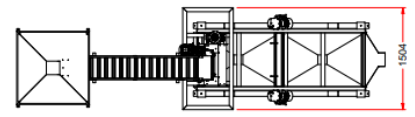
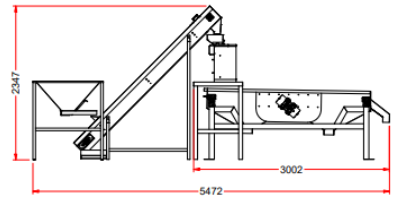
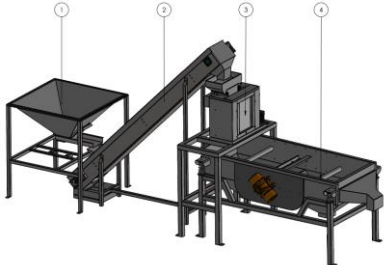


NUT-CK200&NUT-SC250 CHOPPING & SIEVING MACHINES

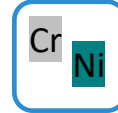
| PRODUCTS | CAPACITY (kg/h) |
|-----------|-----------------|
| Hazelnut | 250-350 |
| Peanut | 250-350 |
| Pistachio | 250-350 |
| Almond | 250-350 |
| Cashew | 250-350 |

| ELECTRIC | |
|------------------|-----------|
| CHOPPING+SIEVING | FULL LINE |
| 380-400V / 50Hz | |
| ~ 1,78 Kw | ~ 2,34 Kw |

| DIMENSIONS | SIZES (mm) | |
|------------|------------------|-----------|
| | CHOPPING+SIEVING | FULL LINE |
| Length (L) | 3.002 | 5.472 |
| Width (W) | 1.504 | 1.504 |
| Height (H) | 1.910 | 2.347 |



Rev:240507



NUT-FM 300 / 800
NUTS FLOUR
MACHINES

| PRODUCTS | CAPACITY (kg/h) | |
|-----------|-----------------|---------|
| | FM 300 | FM 800 |
| Hazelnut | 300-400 | 600-800 |
| Peanut | 300-400 | 600-800 |
| Pistachio | 300-400 | 600-800 |
| Walnut | 300-400 | 600-800 |
| Almond | 300-400 | 600-800 |
| Cashew | 300-400 | 600-800 |

| ELECTRIC | |
|--------------------|------------|
| NUT-FM 300 | NUT-FM 800 |
| 220 - 380V / 50Hz* | |
| ~ 1,5 kw/h | ~ 3 kw/h |

| DIMENSIONS | SIZES (mm) | |
|------------|------------|------------|
| | NUT-FM 300 | NUT-FM 800 |
| Length (L) | 685 | 1.080 |
| Width (W) | 710 | 760 |
| Height (H) | 970 | 1.300 |



+90-532-450 10 38



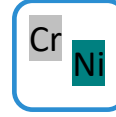
+90-454-212 00 52



export@nutmaksan.com



www.nutmaksan.com

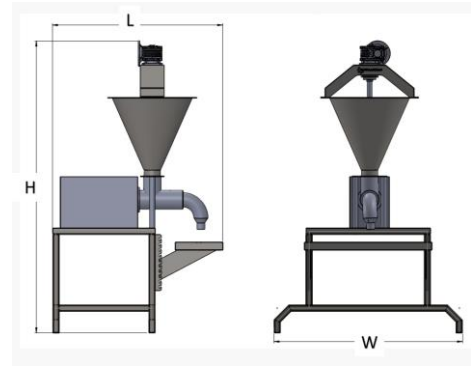


NUT-GC 300 CRUNCHY NUTS BUTTER MACHINE

| PRODUCTS | CAPACITY (kg/h) |
|-----------|-----------------|
| Hazelnut | 300-400 |
| Peanut | 300-400 |
| Pistachio | 300-400 |
| Walnut | 300-400 |
| Almond | 300-400 |
| Cashew | 300-400 |

| ELECTRIC |
|-------------------------------|
| 220 - 380V / 50Hz ~ 3,55 kw/h |

| DIMENSIONS | SIZES (mm) |
|------------|------------|
| Length (L) | 1.065 |
| Width (W) | 1.180 |
| Height (H) | 1.826 |

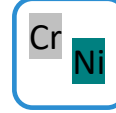




NUT-GV 75



NUT-GV 400



**NUT-GV 75 / NUT-GV 400
NUTS PASTE BUTTER
GRINDING MACHINE**

| ÜRÜNLER | CAPACITY (kg/h) | |
|-----------|-----------------|---------|
| | GV-75 | GV-400 |
| Hazelnut | 70-80 | 350-400 |
| Peanut | 70-80 | 350-400 |
| Pistachio | 70-80 | 350-400 |
| Walnut | 70-80 | 350-400 |
| Almond | 70-80 | 350-400 |
| Cashew | 70-80 | 350-400 |


* Average capacity for 150-200 micron fineness.

| ELECTRIC | |
|----------------------------|-----------------------------|
| GV-75 | GV-400 |
| 380-400V / 50Hz*~ 5,7 kw/h | 380-400V / 50Hz*~ 22,5 kw/h |



| DIMENSIONS | SIZES (mm) | |
|------------|------------|--------|
| | GV-75 | GV-400 |
| Length (L) | 670 | 1.092 |
| Width (W) | 340 | 572 |
| Height (H) | 1.020 | 1.642 |



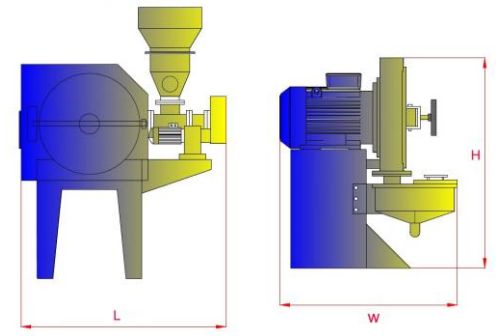



NUT-GH 400/1000 NUTS PASTE MACHINE

| PRODUCTS | CAPACITY (kg/h) | |
|----------|-----------------|---------|
| | GH 400 | GH 1000 |
| Hazelnut | 400 | 1.000 |
| Peanut | 400 | 1.000 |
| Sesame | 400 | 1.000 |

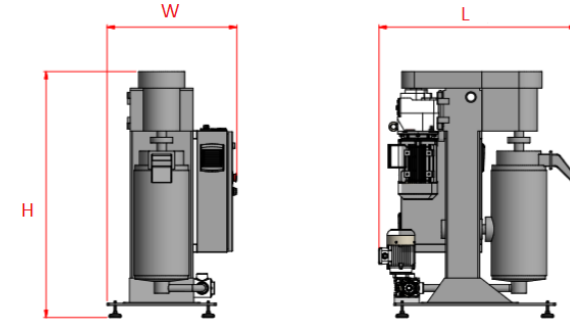
| ELECTRIC | |
|-----------------|-------------|
| NUT-GH 400 | NUT-GH 1000 |
| 380-400V / 50Hz | |
| ~ 24 kw/h | ~ 45 kw/h |

| DIMENSIONS | SIZES (mm) | |
|------------|------------|-------------|
| | NUT-GH 400 | NUT-GH 1000 |
| Length (L) | 1.000 | 1.145 |
| Width (W) | 960 | 1.350 |
| Height (H) | 1.470 | 1.720 |





NUT-GR 40/250/500/900 BALL MILL REFINER MACHINES



| PRODUCTS | CAPACITY (kg/h) | | | |
|----------|-----------------|---------|---------|----------|
| | GR 40 | GR 250 | GR 500 | GR 900 |
| Hazelnut | 40-45 | 250-300 | 500-600 | 900-1000 |
| Peanut | 40-45 | 250-300 | 500-600 | 900-1000 |
| Sesame | 40-45 | 250-300 | 500-600 | 900-1000 |

| ELECTRIC | | | |
|--------------------|---------|---------|---------|
| GR 40 | GR 250 | GR 500 | GR 900 |
| 380 - 400V / 50Hz* | | | |
| 3 kw/h | 11 kw/h | 22 kw/h | 55 kw/h |

| DIMENSIONS | SIZES (mm) | | | |
|------------|------------|--------|--------|--------|
| | GR 40 | GR 250 | GR 500 | GR 900 |
| Length (L) | 850 | 1.250 | 1.890 | 1.900 |
| Width (W) | 550 | 850 | 1.070 | 1.150 |
| Height (H) | 1.310 | 1.950 | 2.990 | 3.320 |



CONTACT US



FACTORY

NUTMAKSAN MAKİNE
İML. İTH. İHR. SAN. TİC. LTD. ŞTİ.

1.Organize Sanayi Bölgesi Mah.
1.Cadde No:21/B
GİRESUN, TURKIYE



TELEPHONE

+90-537-766 30 26



+90-454-212 00 52



E-MAIL

info@nutmaksan.com



WEB

www.nutmaksan.com



EXPORT OFFICE

Şarkıye Mah.
Sırrıpaşa Cad. No:116/3
ORDU, TURKIYE



TELEPHONE

+90-532-450 10 38



+90-452-223 41 10



E-MAIL

export@nutmaksan.com

hy hakyemez



nutmaksan



nutmaksan



@nutmaksan



nutmaksan



+90-532-450 10 38



+90-454-212 00 52



export@nutmaksan.com



www.nutmaksan.com