



Effective Production Solutions

With our experience of more than 10 years and our sectoral know-how, Rolline is with you when it comes to production.



www.rollinemuhendislik.com



HISTORY

We are the team as ROLLINE have Engineering, Automation, Technical Services and International Sales experiences about special products production lines.

ROLLINE produces hydraulic press brakes, hydraulic presses, corner bead production lines, production lines for gypsumboard profile, customized machinery and production lines and machinery-equipment for special products. Our products are CE certified and exported to 27 countries mainly Europe, Middle East, Russia and South America

VISION

We consider high ethics of business, professionalism and long-term cooperation. We show utmost afford in order to sustain reliability gained from our labors and customers.

MISSION

Our mission is to produce machinery with update technology and reliability in order to enable our customers being competitive

TARGET

Our target is to be a leading firm for Machinery in Building Metallic Materials and Metal Processing Machinery in Turkey and in the world.

INNOVATIONS:

We provide the opportunity to work in industry 4.0 standards with automation new generation Siemens brand integration. We offer our online technical support to your service with our 24/7 energy efficiency and soft work by using our ability to intervene instantly wherever in the world with remote connection.

CONTENTS

CORNER BEAD PRODUCT LINE

METAL BEADS

DIMENSIONS AND TECHNICAL SPECIFICATIONS

PRODUCT SAMPLES

ROLLFORMING MACHINERY & PRODUCTION LINES

PROFILES FOR DRYWALL PARTITIONING AND CEILING SYSTEMS

DIMENSIONS AND DRAWINGS

PRODUCT SAMPLES GYPSUMBOARD PROFILES

CNC HYDRAULIC PRESS

CNC HYDRAULIC PRESS

PRODUCTION LINES FOR C CHANEL



STANDARD FEATURES

- Coil width : 30 mm-75 mm
- Material : Galvanized steel
- Material Thickness : 0.30 mm-0.50 mm
- Production speed : 24 meter/min (angle bead with 5-windows)
50 meter/min (drywall perforated angle bead)

OPTIONAL FEATURES

- Coil material from Stainless Steel, Aluminum
- No. of Stations : 8-10-12
- Production speed : 100 meter/min. (drywall perforated angle bead)
- Rotary punching unit
- Cassette /combi (Quick-change) rollforming mills to minimize setup time
- Automatic-adjustable stands to setup different profile dimensions

DECOILER

- Coil width : 100 mm
- Outside Dia. : 1.200mm
- Capacity : 1.000kg
- Power : 0,55kW

ECCENTRIC PRESS

- Capacity : 35t
- Construction : Steel welded structure
- Type : H frame straight sided
Pneumatic Engage
- Coil feed : Servomotor-MITSUBISHI
- Speed : 300 stroke/min.
- Stroke : 24mm
- Table size : 700 mm x 400 mm
- Power : 5.5 kW





ROLLFORMING MACHINE

- Construction : Standard (conventional) mill
- Adjustable upper shafts for different material thickness
- Shafts supported by two ends
- No.of Station : 6
- Bearing : SKF/FAG/TIMKEN
- Shafts : Steel 4140
- Rollers : Steel 4140, precisely machined and grinded, hardened to 56-58HRC
- Power transmission : Direct gear driven


ANGLE BEADS

PLASTER STOP BEADS

ARCHITRAVE BEADS

DEPTH GAUGE

DRYWALL ANGLE BEADS



LENGTH CUTTING UNIT

- Hydraulic cutting unit
- Cutting die from Cold work alloyed tool steel 1.2379
- Stop type cutting

AUTOMATION

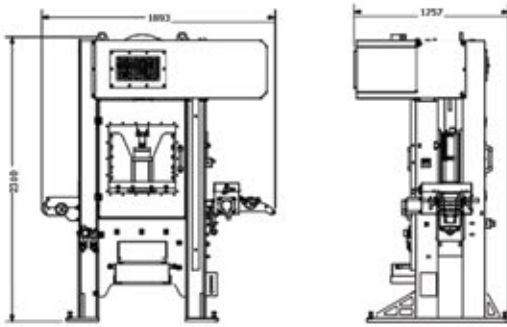
- Mitsubishi touchscreen PLC, servofeeder
- Electricals : SIEMENS, MOELLER, TELEMECHANIQUE
- Electric power supply : 10 kW

WORK-OUT TABLE

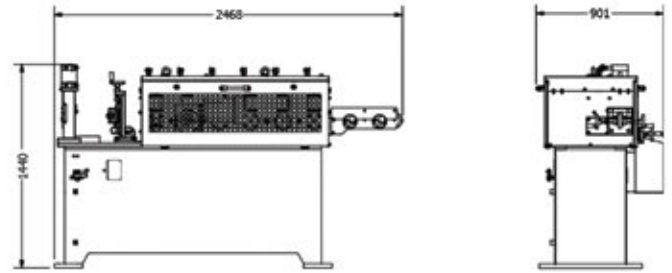
- Steel welded-painted construction
- Pneumatic drive mechanism
- Length: 3.3 meter

DIMESIONS AND TECHNICAL SPECIFICATIONS

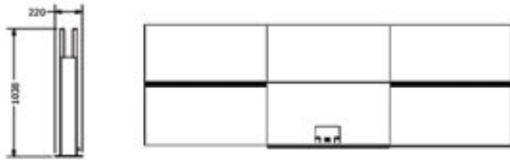
ECCENTRIC PRESS WITH SERVOFEEDER



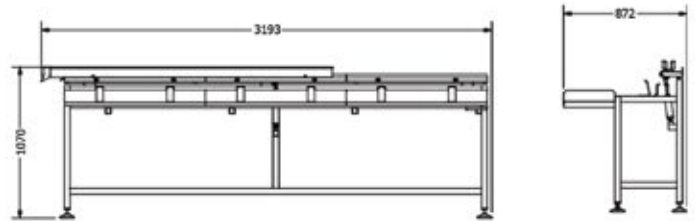
ROLLFORMING UNIT



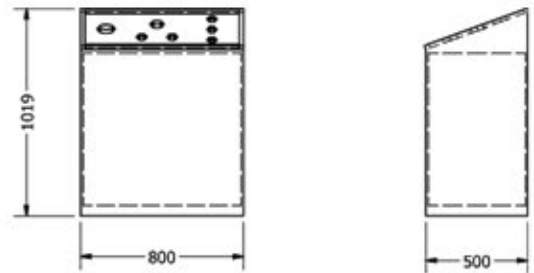
STRIP CHANNEL



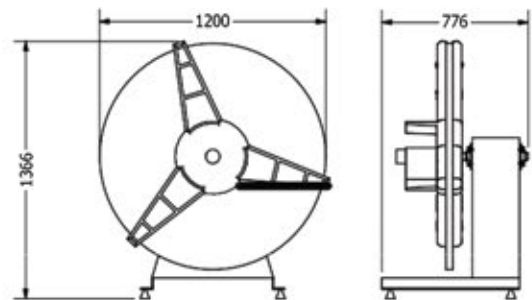
WORK - OUT



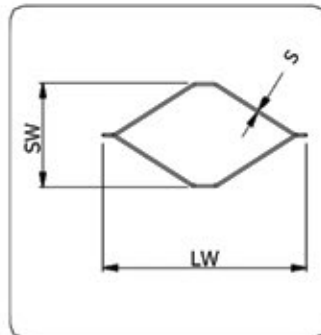
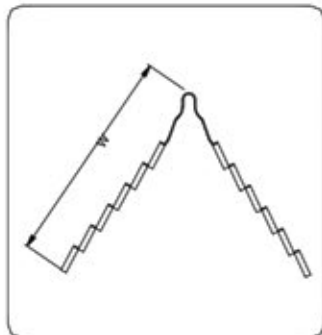

CONTROL UNIT



DE - COILER



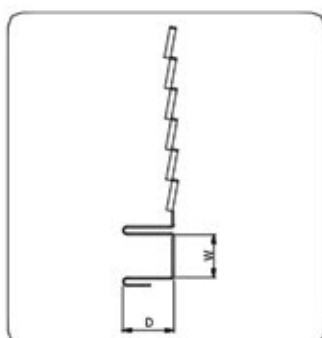

PRODUCT SAMPLES



Wing Length (W):
35mm - 100 mm

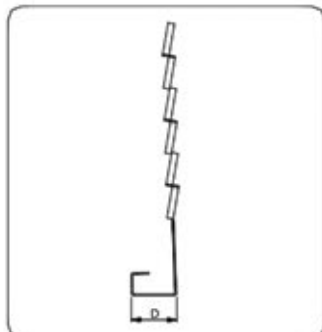

Window Size as per
customer request:
LW x SW x S

Galvanized steel,
Stainless steel 304 L



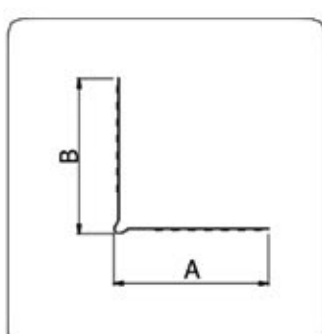

W: 10mm - 13mm -
16mm - 19mm
D: 12

Galvanized steel,
Stainless steel 304 L



D: 10mm - 13mm -
16mm - 19mm

Galvanized steel,
Stainless steel 304 L



Wing Length:
20mm - 30 mm
Hole Diameters:
4mm - 5 mm - 6 mm - 8mm

Galvanized steel
Aluminum



STANDARD FEATURES

- Coil width : 200 mm
- Material : Galvanized steel
- Material Thickness : 0.40 mm-0.60 mm
- Production speed : 60 meter/min


OPTIONAL FEATURES

- Profile thickness up to 1.5 mm
- 14 Stations
- Production speed : >60 meter/min.
- Motorized marking unit for profile pattern
- Rotary punching unit
- Cassette /combi (Quick-change) rollforming mills to minimize setup time
- Automatic-adjustable stands to setup different profile dimensions

DECOILER

- Coil width : 300 mm
- Outside Dia. : 1.200mm
- Capacity : 2.000kg
- Power : non-motorized brake type





ROLLFORMING MACHINE

- Type : Standard (conventional) mill
- Steel welded and precisely machined mill base
- Shafts supported by two ends
- No.of Station : 12
- Non-motorized marking unit at 1st station
- Bearing : SKF/FAG/TIMKEN
- Shafts : Steel 4140
- Rollers : Steel 4140, precisely machined and grinded, hardened to 56-58HRC
- Power transmission : Direct gear driven

FURRING CHANNEL

MAIN CHANNEL

STUD CHANNEL

WALL ANGLE

STUD

TRUCK

UD, CD, UW, CW PROFILES

OMEGA PROFILE



FLYING SHEAR WITH SERVOMOTOR

- Hydraulic cutting unit
- Cutting die from Cold work alloyed tool steel 1.2379
- Servomotor drive for translation of punching & cutting unit on linear rails-guideway

AUTOMATION

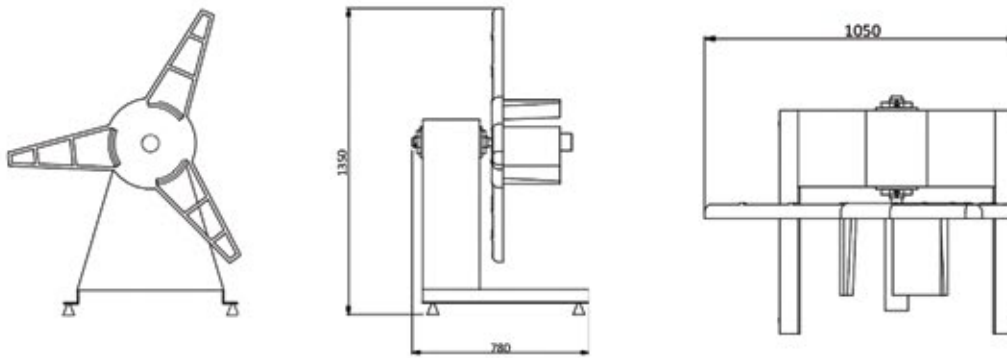
- Mitsubishi touchscreen PLC, servofeeder
- Electricals : SIEMENS, MOELLER, TELEMECHANIQUE
- Electric power supply : 10 kW

WORK-OUT TABLE


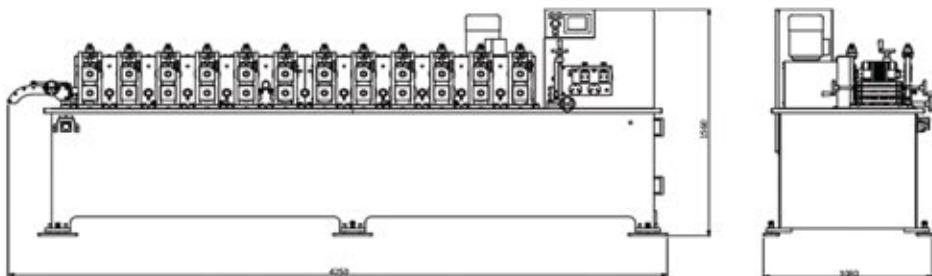
- Steel welded-painted construction
- Pneumatic drive mechanism
- Length: 3.3 meter

DIMENSIONS AND DRAWINGS

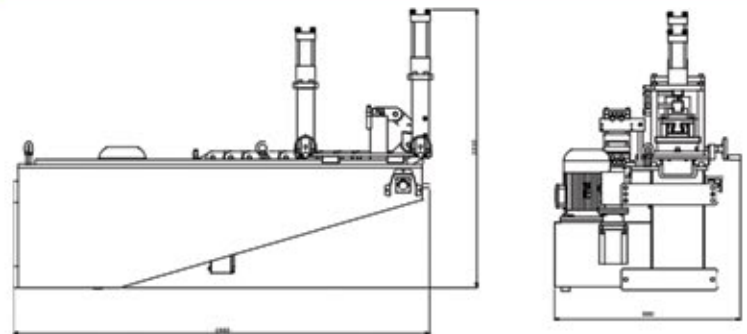
DECOILER



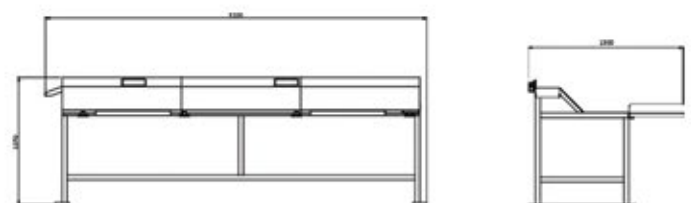
ROLLFORMING UNIT




SERVO FLYING SHEAR




WORK - OUT TABLE




PRODUCT SAMPLES
GYPSUMBOARD PROFILES




CW - 50 x 35




CW - 50 x 40




CW - 50 x 45




CW - 75 x 35




CW - 75 x 40




CW - 75 x 45




CW - 100 x 35




CW - 100 x 40




CW - 100 x 45



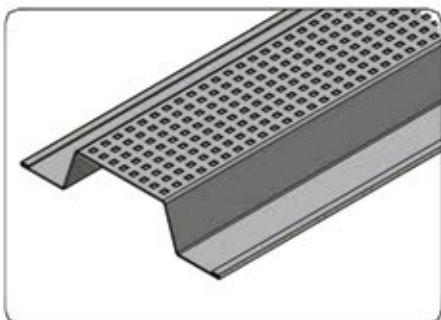
UW - 50



UW - 75




UW - 100



OMEGA (Furring Channel)



CD



UD



STANDARD EQUIPMENT

- High stroke hydraulic cylinders
- Precision back gauge system
- Accordance with CE HORBIGER hydraulic system
- Operating speeds can be adjusted with proportional valve system
- Foot pedal with emergency stop and up button for remote control
- Hardened and grinded the upper die part and V-channel lower dies
- 4 axis control ROBOSOFT model CNC control unit
- Graphic LCD display
- Different language options
- Up to 200 programs / 400 steps
- Setpoint bending angle input data
- Colour RAL 7015-RAL 5023

OPTIONAL FEATURES

- Optical barrier system for operator safety SICK
- R-axis for back gauge
- Tailor-made throat depth

CONTROL UNITS



ESA S630



DELEM DA52



CYBELEC DNC600





DIMENSIONS AND SPECIFICATIONS

CNC MODELS			PB-30	PB-40	PB-50	PB-50	PB-60	PB-60	PB-80	PB-80	PB-100	PB-100	PB-135	PB135	PB-175	PB-175
Bending Capacity	Ton		30	40	50	50	60	60	80	80	100	100	135	135	175	175
Bending Length	mm	A	1250	1250	1250	2100	2100	2600	2100	2600	2600	3100	3100	4100	3100	4100
Axis control			Y-X	Y1-Y2-X	Y1-Y2-X	Y1-Y2-X	Y1-Y2-X	Y1-Y2-X	Y1-Y2-X	Y1-Y2-X	Y1-Y2-X	Y1-Y2-X	Y1-Y2-X	Y1-Y2-X	Y1-Y2-X	Y1-Y2-X
Distance Between Feet	mm	B	1010	1010	1050	1600	1600	2150	1600	2150	2150	2150	2600	2600	3200	3200
Strok	mm	C	200	210	210	210	210	210	210	210	210	210	210	210	210	210
Spacing Between Jaws	mm	J	320	320	420	420	420	420	420	420	420	420	420	420	420	420
Throat Depth	mm	D	250	300	350	350	350	350	350	350	350	350	350	350	350	350
Free Fall Speed	mm / s		100	120	150	150	150	150	150	150	150	150	150	150	120	120
Bending Speed	mm / s		10	10	10	10	10	10	10	10	10	10	10	10	10	10
Re-turning Speed	mm / s		100	100	120	120	120	120	120	120	120	120	120	120	100	100
Bottom Plate Height	mm	E	800	820	820	820	830	830	830	830	840	840	850	850	850	850
Bottom Plate Width	mm		120	120	120	120	120	120	120	120	120	120	120	120	120	120
Back Gauge Distance	mm		500	500	500	500	500	500	500	500	500	500	500	500	500	500
Backgauge Speed	mm / s		125	125	125	250	250	250	250	250	250	250	250	250	250	250
Length	mm	G	1700	1700	1750	2550	2550	3100	2250	3100	3100	3700	3700	4650	3700	4650
Depth	mm	L	1100	1200	1450	1450	1550	1550	1550	1550	1600	1600	1600	1600	1600	1600
Height	mm	H	2100	2150	2200	2200	2200	2200	2250	2250	2250	2250	2300	2300	2300	2300
Motor power	kW		3	3	4	4	5,5	5,5	7,5	7,5	7,5	7,5	11	11	11	11
Hydraulic Tank	Lt		80	80	120	120	140	140	140	140	180	180	180	210	180	210
Approximate Weight	Kg		2000	2250	2900	3600	4300	4800	4500	500	6000	6700	7500	8800	8200	9700



STANDARD FEATURES

- Material : Galvanized steel, Black steel
- Material Thickness : 1.50mm -3.00 mm
- Production speed : 6meter/min - 14meter/min

LENGTH CUTTING UNIT

- Stop type cutting
- Hydraulic cutting unit
- Cutting die from Cold work alloyed tool steel 1.2379

DECOILER

- Capacity : 1.500kg - 2.500kg

WORK-OUT TABLE

- Steel welded-painted construction
- Pneumatic drive mechanism
- Length: 6 meter

ROLLFORMING MACHINE

- Type : Standard (conventional) mill
- 18 Stations with 2 sets of rollers
- Water based cooling system

STRAIGHTENER&FEEDER

- 200mm coil width
- MITSUBISHI Servomotor



We hope to do business together



Our Previous Work

Abu Dhabi, Albania, Algeria, Azerbaijan,
Croatia, Dubai, England, France, Georgia, Germany, Israel,
Kosovo, Macedonia, Mexico, Morocco, Poland, Romania,
Russia, KSA, Serbia, Slovenia, Syria, Ukrain, Jordan, Tunisia,
South Korea, Zambia, Iraq, Cyprus, Italia

CONTACT US



Saray Mahallesi 676 Cadde No:22
Kahramankazan/Ankara



info@rollinemuhendislik.com



+90 536 561 48 53



www.rollinemuhendislik.com