


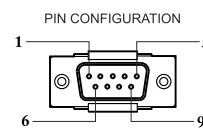
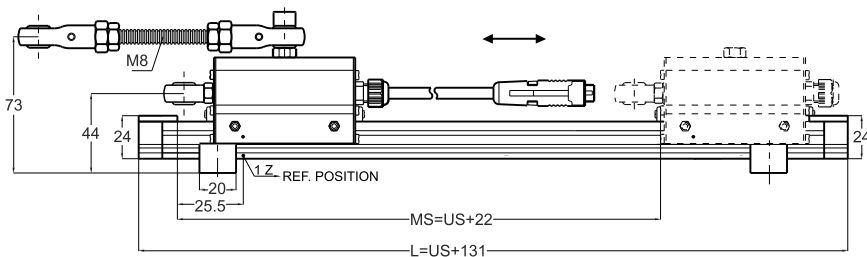
Magnetic linear incremental encoders

- 10, 20, 40, 50, 80, 100 micron resolution (other options on request)
- Magnetic contactless measurement
- Can be extended up to 25 meter with special fixing parts
- Can be used with multiple reader heads
- Excellent solution for outdoor applications and stone machinery
- IP 66 protection
- TTL Linedriver, HTL Linedriver or Pushpull outputs



Technical specifications

Type of measurement	Magnetic incremental contactless
Measurement stroke	50 to 1800mm (can be extend up to 25meter)
Resolution	10, 20, 40, 50, 80, 100µm
Accuracy	± 40µm
Output channels	A,B,Z, / A,Ā, B,Ā, Z,Z̄
Output type	Push-pull, TTL Linedriver, HTL Linedriver
Supply voltage	5 VDC or 8-24 VDC
Reference position	Optional
Power consumption (without load)	< 40 mA (24 VDC)
Electrical connections	2.5m cable (standard)
Case material	Anodized aluminium
IP degree	IP 66
Operating temperature	-20°C ... +80°C
Storage temperature	-30°C ... +90°C



Cable output
 V+ : Brown
 0V : Blue
 A : Black
 B : White
 Z : Orange
 A inv.: Yellow
 B inv.: Green
 Z inv.: Red
 GND : Earth

9G Type Electrical Connections

Pin 1 : Ch A
 Pin 2 : Ch A inv.
 Pin 3 : Ch Z
 Pin 4 : Ch B
 Pin 5 : Ch B inv.
 Pin 6 : Ch Z inv.
 Pin 7 : +V
 Pin 8 : GND
 Pin 9 : Earth

9H Type Electrical Connections

Pin 1 : Ch Z
 Pin 2 : Ch B
 Pin 3 : Ch A
 Pin 4 : NC
 Pin 5 : GND
 Pin 6 : Ch Z inv.
 Pin 7 : Ch B inv.
 Pin 8 : Ch A inv.
 Pin 9 : +V

MLIP(mm)	50	100	150	200	250	300	350	400	500	600	700	800	900	1000	1250	1500	1800
US (Usefull Stroke)	50	100	150	200	250	300	350	400	500	600	700	800	900	1000	1250	1500	1800
MS (Mechanical Stroke)	72	122	172	222	272	322	372	422	522	622	722	822	922	1022	1272	1522	1822
L (Total Length)	181	231	281	331	381	431	481	531	631	731	831	931	1031	1131	1381	1631	1931

Model	Pole pitch	Measurement stroke	Resolution	Output type	Output	Supply voltage	Connector / Cable
(example) MLIP	B5	600	T20	LTP	B	V1	2M5
MLIP	B5 : 5mm pole pitch B2 : 2mm pole pitch 2B5 : 2,56mm pole pitch	50 ... 1800mm (can be extend up to 25meter)	T20 : 5 µm T80 : 20 µm T100 : 25 µm	LTP : Push-pull TT : TTL Linedriver HLD : High Linedriver	B : A, B Z : A, B, Z 1Z : Ref. at c. cable side 2Z : Ref. at cable side 3Z : Ref. at middle 5Z : Continues ref. 0Z : Without ref.	V1 : 5V DC V2 : 8-24V DC	2M5: 2.5 meter cable 9G : G type electrical connection 9H : H type electrical connection