

Technical data

LEO 34GTplus

TEUPEN[®]
...access redefined

since '77

PERFORMANCE

Working height, max.	34,10 m
Platform height, max.	32,10 m
Horizontal outreach, max. (400 kg)	18,00 m
Horizontal outreach, max. (300 kg)	18,90 m
Horizontal outreach, max. (140 kg)	19,90 m
Up and over clearance, max.	21,00 m
Negativ reach, max.	9,20 m
Platform capacity, max.	400 kg
Jib, movable	200 °
Platform, rotatable	2 x 220 °
Turntable rotation, max.	450 °
To be jacked up on ground slope of	16.7 ° / 30.0 %
Track drive, height- and width-adjustable	23 / 12 cm
Gradeability, max.	16.7 ° / 30.0 %
Slope angle, max.	16.7 ° / 30.0 %
Travel speed, max.	3,0 km/h

MEASUREMENTS*

Platform (height) (A)	1,10 m
Platform (length) (B)	1,50 m
Platform (width) (C)	0,8 m
Length (D)	7,85 m
Length without platform (E)	7,00 m
Height (F)	1,99 m
Width, min. (G)	1,59 m
Ground clearance, max. (H)	0,40 m
Track (length x width) (I)	2,12 x 0,30 m
Outrigger footprint both side wide (length) (J)	5,31 m
Outrigger footprint both side wide (width) (K)	5,20 m
Outrigger footprint one side narrow (length) (L)	7,30 m
Outrigger footprint one side narrow (width) (M)	4,00 m
Outrigger footprint both sides narrow (width) (N)	2,70 m
Outrigger plate (length x width)	0,50 m x 0,22 m

WEIGHT*

Total weight	8210 kg
Live load in travelling position	6,20 kN/m ²
Live load in working position	3,06 kN/m ²
Point load per outrigger plate, max.	57,70 kN

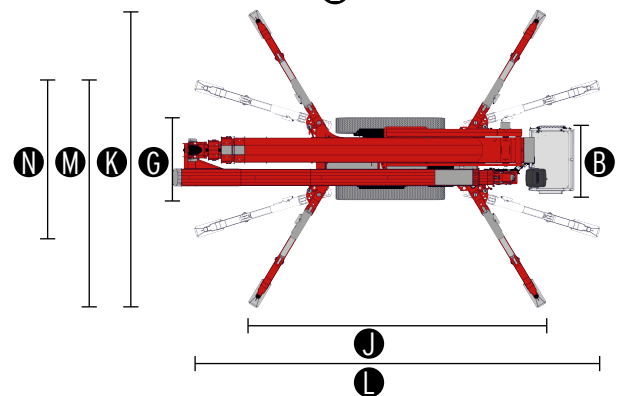
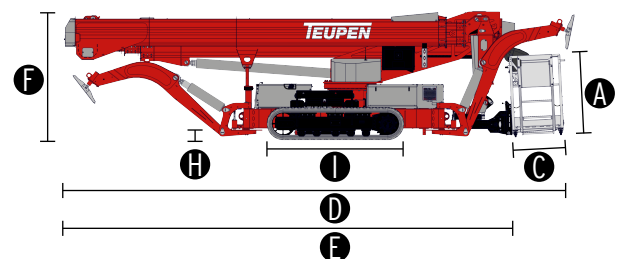
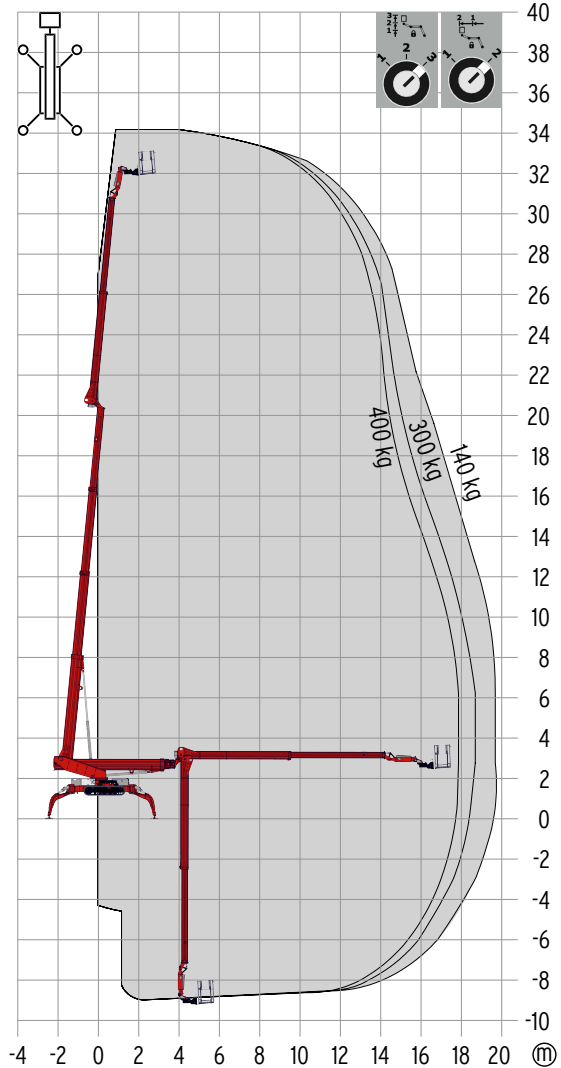
POWER SOURCES

Standard power sources:

■ Electric motor	(country-specific 3-phases)
■ Combustion engine (Diesel)	Kubota D1305 (18,0 kW / 24,47 PS)
Fuel tank capacity (Diesel engine)	28,00 l

POWER SUPPLY

Electric current, max.	country-specific, on request
------------------------	------------------------------



STANDARDS

2006/42/EG-Machinery directive
(Harmonised standard EN280:2016); 2004/108/EG (EMV);
2000/14/EG (Noise emission directive)

* The technical data may deviate +/- 3% from the specified values.
* Weight and dimensions may vary depending on options and accessories.

CHASSIS

- Powerful track drive with hydraulic braking system
- Precise manoeuvring via sensitive remote control
- White, non-marking rubber tracks with specially arranged profile for optimal grip
- Hydraulically height- and width-adjustable crawler track drive

STABILISATION

- Electrohydraulic stabilisation with automatic levelling and ground pressure sensor system
- Variable outrigger system with one side narrow setup option
- Outrigger pads, steel

BOOM SYSTEM

- Boom system made of steel
- All functions available via radio remote control
- Stepless, electrical proportional control system with intuitive operation
- Robust, lockable control panel
- Parallel guided platform with electro hydraulic levelling
- 2x 220° platform rotation for additional flexibility
- Platform changing system
- Coming home and memory function - can be stored for any point on the work diagram and the point can be accessed once more at the touch of a button
- Radio control with display, two-line
- Height cut-off for boom system, 2 set points
- Horizontal outreach, selectable
- Platform capacity, selectable (300 kg / 400 kg)

POWER SOURCE

- Electric motor (country-specific 3-phases)
- Diesel engine Kubota D1305 (18,0 kW / 24,47 PS)
- Start-stop device for combustion engine in the platform

PRODUCTIVITY, SAFETY, QUALITY

- Hydraulic emergency lowering via electric pump
- Additional hydraulic drive for boom recovery via platform control
- Power socket in the platform (country-specific 1-phases)
- Ultrasonic sensors platform
- 2 LED headlights (drive unit)
- Detachable platform
- Drive operation without platform possible
- Lockable storage box
- Protected, internal power track for platform control
- Hydraulic system filled with biodegradable hydraulic oil
- High-quality paint in RAL 3020 (red)
- Unlockable check valves located directly on hydraulic cylinders
- Hydraulic system protected by pressure relief valves
- Hydraulic tank, emergency control, connecting cables and hoses are mounted protected
- Display in the control panel
- Additional display in the control box
- Hour meter
- Fuzzy control technology

OPTIONS*

- Custom paintwork, one colour, according to RAL scheme
 - (except metallic coatings, signal- or special colours)
- Custom paintwork, two colours, according to RAL scheme
 - (except metallic coatings, signal- or special colours)
- Water and air connection, platform

ACCESSORIES*

- Safety harness
- Track mat (2000 x 800 x 15 mm)
- 4 sliding pads (850 x 340 x 75 mm)
- Storage frame for sliding pads, lockable
- 2 protective track covers made of high-quality polypropylene fabric
- TOP
- Tree package, including
 - 4 covers, piston rod (outrigger)
 - Cover (component support)
- Lighting package:
 - 8 flashlights (outriggers)
 - 3 flashlights (turntable)
- 1 LED headlight (platform)
- Platform including platform support (900 x 800 mm)
- Platform including platform support (2000 x 800 mm)
- Lifting device (450 kg capacity)
- Copper strips, pivot point
- Platform ladder monitoring system with boom function cut-off

CONTACT

TEUPEN Maschinenbau GmbH
Marie-Curie-Str.13
48599 Gronau
Germany

Phone +49 2562 8161-0
Fax +49 2562 8161-888
E-mail mail@teupen.com

* Weight and dimensions may vary depending on options and accessories.

Product specifications are subject to change without notice or obligation. Photographs and drawings in this document are for illustrative purposes only. Refer to the appropriate Operator's Manual for instructions on the proper use of this equipment. Failure to follow the appropriate Operator's Manual when using our equipment or to otherwise act irresponsibly may result in serious injury or death. The only warranty applicable to our equipment is the standard written warranty applicable to the particular product and sale and we make no other warranty, expressed or implied. Products and services listed may be trademarks, service marks or trade-names of TEUPEN Maschinenbau GmbH and/or its subsidiaries in the U.S.A. and many other countries. "TEUPEN", "Access redefined" and "LEO Series" are registered Trademarks of Teupen GmbH in the United States of America and many other countries. © 2020 TEUPEN Maschinenbau GmbH.



2020-B_en