


GALAXY - I

Copy Router Machine



Features

Used for cutting appropriate slots on aluminum and plastic profiles for mounting locks, grips, hinges, latches and opening channels.

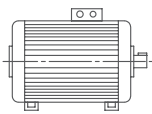
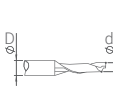
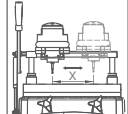
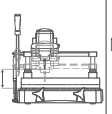
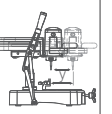

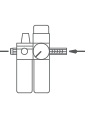
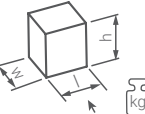
- Copy assembly matching the process
- Ability to open various channels independently of the copy assembly with profile gauges
- Pneumatic clamps

Standard Equipments

- 5 mm milling cutter (1 pcs)
- Cooling system
- Profile gauge

Optional Equipments

- Special copy assembly
- Single-phase system
- 8 mm milling cutter

												
HP kW	n	3~ Hz	I (400 V)	$\varnothing D$	$\varnothing d$	n	x	z	y	Air Pressure	Air Consumption	l x w x h (mm)
1,5 1,1	3000 r.p.m	50 60	2,3 A	8 mm	5 mm	15350 r.p.m	255 mm	130 mm	110 mm	6 - 8 bar	5 L / min.	2525 x 710 x 1450 103 kg