

METEOR - II 420 / METEOR - II 500

Automatic Cutting Machine with Rising Blade \varnothing 420 / 500 mm



Features

Used for cutting processes of aluminum, plastic and wooden profiles.

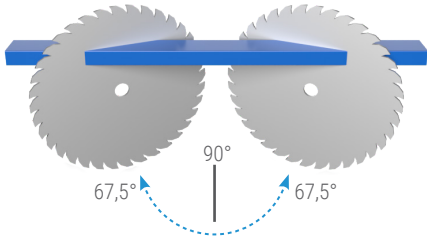
- Hydro-Pneumatic cutting process
- Secure cutting by the cover equipped with a safety sensor
- Cutting speed adjustment based on the profile
- Cutting at any desired angle between -67.5° and $+45^\circ$
- Cutting at $-67,5^\circ$, -45° , -30° , $-22,5^\circ$, -15° , 0° , 15° , $22,5^\circ$, 30° , 45°
- Increase in cutting capacity with mobile miter
- Pneumatic vertical and horizontal clamps

Standard Equipments

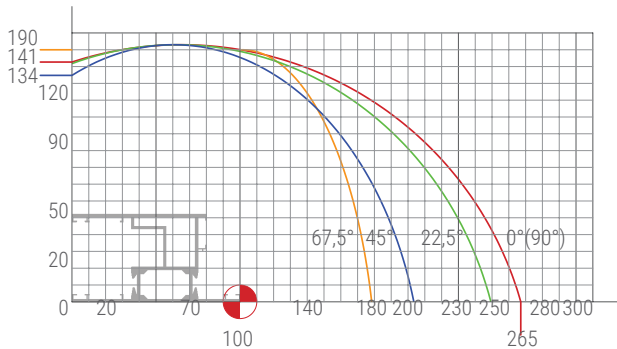
- \varnothing 420 / 500 mm saw blade
- Conveyor (right)
- Cooling system
- Compatibility with powder suction system

Optional Equipments

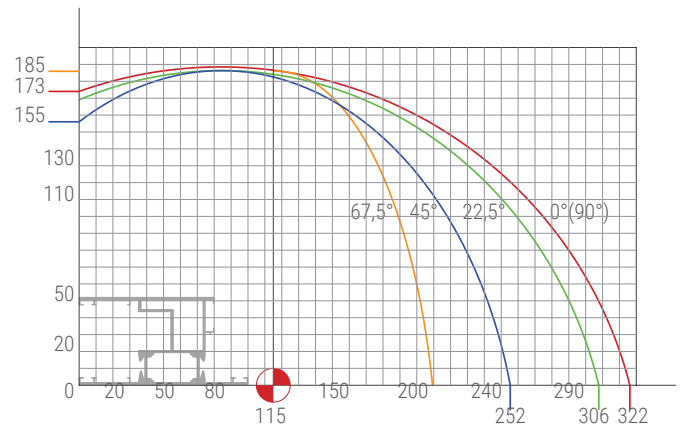
- Conveyor
- Single-phase system
- Dual-range clamp
- Profile minimum cutting equipment



HP kW	n r.p.m	3~ Hz	I (400 V)	\varnothing D	\varnothing d	s	n	Air Pressure	Air Consumption	l x w x h (mm)
METEOR - II 420										
4 3	3000 r.p.m	50	6,4 A	420 mm	30-32 mm	3,6 mm	2900 r.p.m	6 - 8 bar	38 L / min.	3760 x 1080 x 1325 252 kg
METEOR - II 500										
4 3	3000 r.p.m	50	6,4 A	500 mm	30-32 mm	4 mm	2347 r.p.m	6 - 8 bar	38 L / min.	3820 x 1135 x 1360 268 kg



METEOR - II 420



METEOR - II 500