


# SP-2000 / SP-3000 SERIES

Normal & High Pressure Pump for Fire Truck



## General Features

- EN – 1028 Certificate
- Light Alloy High Quality Aluminum / Brass
- Thermal Expulsion System
- Mechanical Stuffing Impermeability
- Automatic Suction System
- High Pressure By-Pass System
- Single Stage Aluminum Blower Low Pressure
- Single Stage Brass Blower High Pressure
- Low-Level Sound
- Brass Bedding From 2 Points

## Optionals

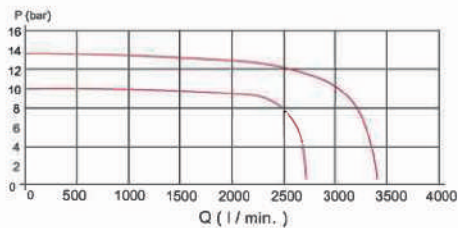
- Foam Estimator
- Multi Outlet Collector
- High Pressure Distributor
- Pump Control Panel With Changeable Options
- Changeable Coupling Options

## Technical Features

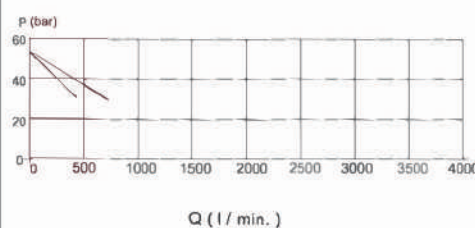
|                 |                          |
|-----------------|--------------------------|
| Type            | SP-2000 / SP-3000 Series |
| Rotation        | 3000 r/min               |
| Norm. Flow Rate | 3000 - 2000 lt./min.     |
| High Flow Rate  | 250 - 400 lt./min.       |
| Norm. Pressure  | 10 - 15 bar              |
| High Pressure   | 40 bar                   |
| Running Temp.   | -15°C / +55°C            |
| Step Number     | 1 Step                   |
| In / Out        | 5" / 2,5"                |

## Graphic

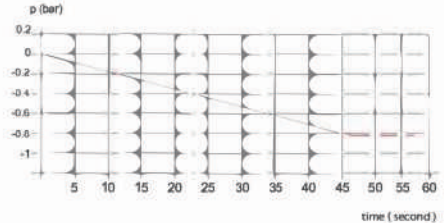
Pressure (Bar) Pump Low Pressure Graphic



Pressure (Bar) Pump High Pressure Graphic



Pressure (Bar) Pump Vacuum Graphic



## Dimensions

