

HELİS DİŞLİ POMPALAR /HELICAL GEAR

VF SERİSİ SERIES



Kompakt, flanşla akuple direkt tahrihi, hat üstü dişli bağlantılı emiş ve basma ağızlı, transfer, vakkum alma proses, yağlama veya dozaj amaçlı kullanılan yatay milli dişli pompalardır. Sızdırmazlık, yüksek ısıya dayanıklı soğutma ve bakım gerektirmeyen mekanik salamastra ile sağlanmaktadır. B5 flanş ile elektrik motoru veya dişli kutusuna direkt akuple edilir. Pompalar uygulamaya veya talebe göre farklı malzeme ile imal edilebilir.

Vf Series are compact design, flange couple, direct drive, in-line gear coupled suction and discharge port, horizontal shaft pumps used for the liquid transfer, vacuum process, lubricating or dosing purposes. Impermeability is secured by means of a mechanical seal resistant to high temperatures which does not require cooling an maintenance. These pumps are directly coupled to an electric motor or a gear box by means of a B5 flange.

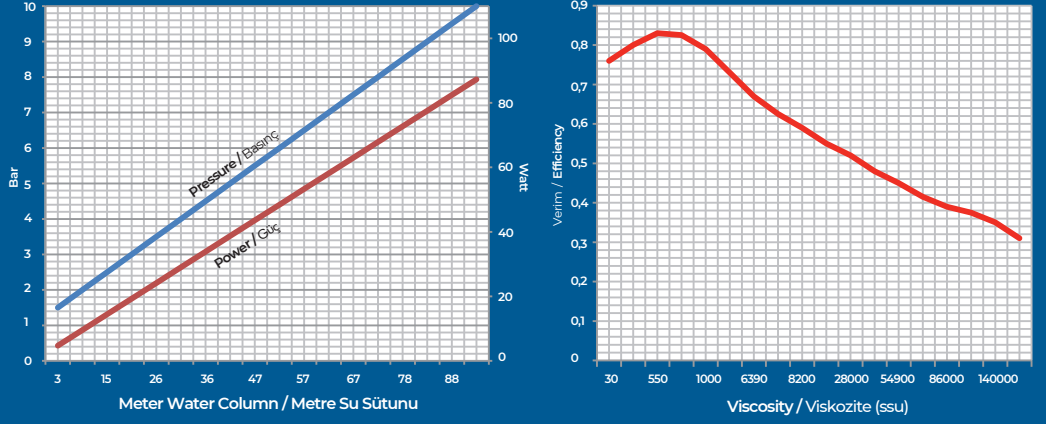
POMPA TİPİ PUMP TYPE	GİRİŞ - ÇIKIŞ PORT SIZE	BASINÇ MAX. PRESSURE	KAPASİTE (m ³ /h) CAPACITY	GÜÇ (Kw) POWER	RPM ROTATION	AĞIRLIK (kg) WEIGHT
VF 4	3/8"	10 Bar	0,35	0,35-0,55	1450	6
1" VF 21	1"	20 Bar	1,8	1,5	1450	15
1" VF 35	1"	20 Bar	2,8	1,5	1450	20
1½" VF 48	1½"	20 Bar	4	3	1450	30
1½" VF 72	1½"	20 Bar	6	3	1450	39

Not: Verilen Kapasite ve Basınç değerleri pompa giriş ve çıkış ağızında olan değerlerdir.
Note: Capacity and Pressure values given are the values at the pump inlet and outlet.

HELİS DİŞLİ POMPALAR /HELICAL GEAR

VF-4

Pump Characteristic Graphs / Pompa Karakteristik Grafikleri



POMPA TİPİ
3/8" VF-4



GİRİŞ-ÇIKIŞ
3/8"



BASINÇ MAX.
10 BAR



KAPASİTE (m³/h)
0,35




GÜÇ (Kw)
0,35-0,55



RPM
1450





AĞIRLIK
6 KG

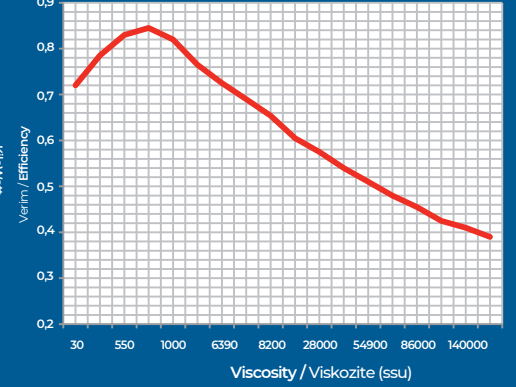
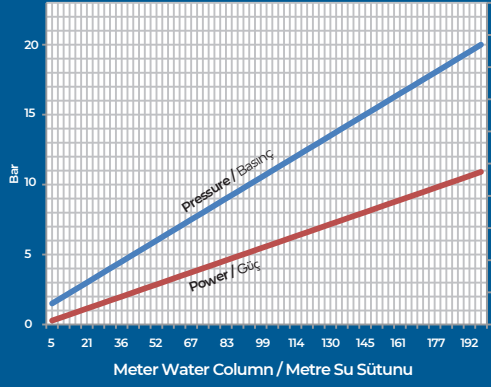


HELİS DİŐLİ POMPALAR /HELICAL GEAR

VF-21



Pump Caharacteristic Graphs / Pompa Karakteristik Grafikleri



POMPA TİPİ
1" VF-21



GİRİŐ-ÇIKIŐ
1"



BASINÇ MAX.
20 BAR



KAPASİTE (m³/h)
1,8



GÜÇ (Kw)
1,5




RPM
1450

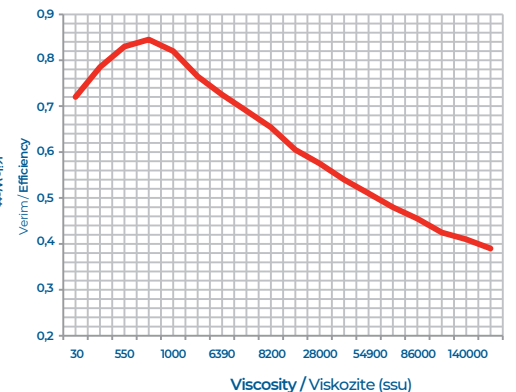
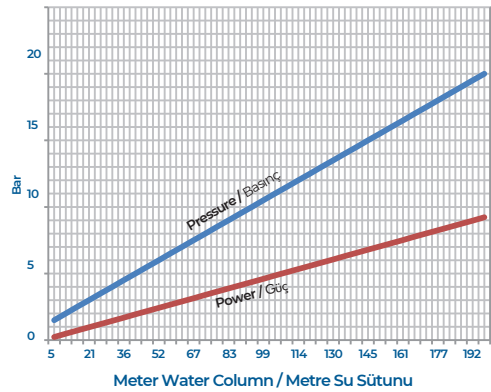


AĞIRLIK
15 KG

VF-35



Pump Caharacteristic Graphs / Pompa Karakteristik Grafikleri



POMPA TİPİ
1" VF-35



GİRİŐ-ÇIKIŐ
1"



BASINÇ MAX.
20 BAR



KAPASİTE (m³/h)
2,8



GÜÇ (Kw)
1,5





RPM
1450



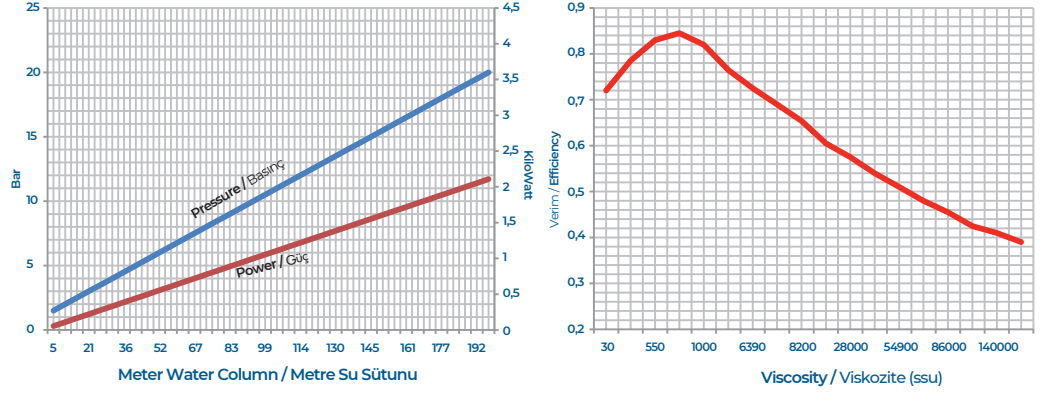
AĞIRLIK
20 KG

HELİS DİŞLİ POMPALAR /HELICAL GEAR

VF-48



Pump Characteristic Graphs / Pompa Karakteristik Grafikleri



POMPA TİPİ
1½" VF-48



GİRİŞ-ÇIKIŞ
1½"



BASINÇ MAX.
20 BAR



KAPASİTE (m³/h)
4



GÜÇ (Kw)
3





RPM
1450

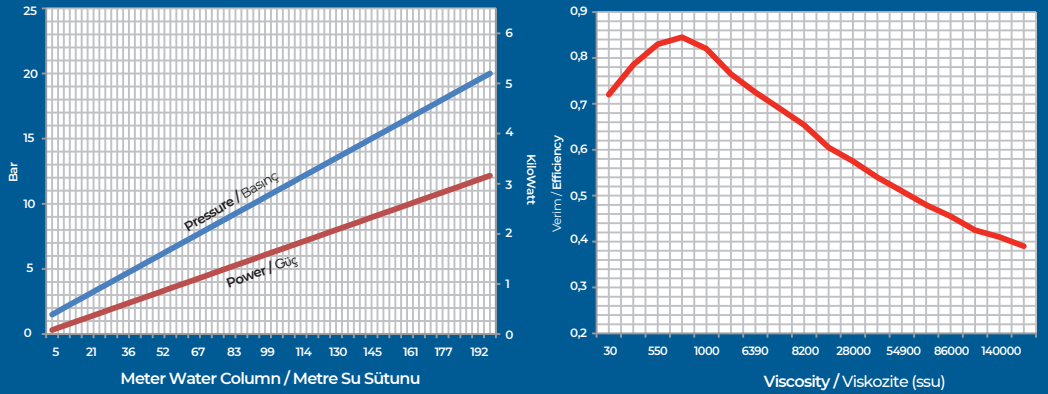


AĞIRLIK
30 KG

VF-72



Pump Characteristic Graphs / Pompa Karakteristik Grafikleri



POMPA TİPİ
1½" VF-72



GİRİŞ-ÇIKIŞ
1½"



BASINÇ MAX.
20 BAR



KAPASİTE (m³/h)
6



GÜÇ (Kw)
3



RPM
1450



AĞIRLIK
39 KG